

BCM SCHOOL, PAKHOWAL ROAD, BASANT CITY, LUDHIANA

Holiday Homework (2023-24)

Class 1

VACATION TIME

Every summer vacation has its own story. Let everyday be the happiest and the most beautiful day of your life. Holidays are all about having fun and spending quality time with family. Capture those moments and keep them safe with you forever.

General Instructions

1. Revise all the work done till now.
2. Try to speak small sentences in English at home.
3. Help your mother in household works like cleaning, laying table, serving food etc.
4. Get up early in the morning . Do exercise , meditation and yoga daily.
5. As summers are very hot , you can make bird feeders in an open area in home and put water in it to feed them. Also click the photograph and send it to your respective class teacher.
6. Make your child do the work by his/her own under your guidance.
7. Work should be neat and clean.

Note - Homework should be done in 3 in 1 notebook

ENCOURAGE YOUR CHILD TO READ ENGLISH AND HINDI STORY BOOKS .

English

1. MARIGOLD TEXT BOOK –Read , Underline and Write Difficult words of Unit 3 Lesson- Lulu and Peelu and Mittu and the Yellow Mango in 3-in-1 notebook.
2. Learn 5 lines on “ My Mother”.
3. Make flash cards on Genders.

Maths

1. Learn Table of 4 and 6
2. Do addition and Subtraction sums (without carry and borrow double digit) in 3-in-1 notebook
3. Draw 2D and 3D shapes on A3 sheet.

EVS

- Read Ch-6 and 7 . Underline the Dictation words and write them in 3 in 1 notebook.
- To provide an opportunity for the students to showcase their aesthetic ideas, passion and creative innovations as well as ignite the mind of the children in the field of the Science and Technology, we are organizing SCIENCE FEST for the students of grade 1 based on the theme given below:

Roll no. 1- 5 Kutcha and Pakka house

Roll no. 6- 10 5 Sense Organs

Roll no. 11- 15 Seasons

Roll no. 16 – 20 Safety Rules on Road

Roll no. 21- 25 Means of Transport

Roll no. 26 – 30 Difference between Healthy and Unhealthy Food

The best presentation will be awarded with Prizes and Certificates

The students are requested to make working models or still models using house hold waste items such as card board, bottles, used papers, newspapers, clothes, etc with a minimum of a 2 min. Presentation

PUNJABI

1. ਓ ਤੋਂ ਛ ਤਕ 3 ਵਾਰ 3 in 1 ਕਾਪੀ ਵਿਚ ਲਿਖੋ ।
2. ਖਾਲੀ ਥਾਵਾਂ ਭਰੋ ਓ ਤੋਂ ਛ ਤਕ 3 in 1 ਕਾਪੀ ਵਿਚ ਲਿਖੋ ।
3. ਕੋਈ 5 ਜਾਨਵਰਾਂ ਦੀ ਤਸਵੀਰ ਆਪਣੀ ਪੰਜਾਬੀ ਦੀ ਕਾਪੀ ਵਿਚ ਚਿਪਕਾਓ ।
4. ਓ ਤੋਂ ਛ ਤਕ (3-3) ਤਸਵੀਰਾਂ ਕਾਪੀ ਵਿਚ ਚਿਪਕਾਓ ।

HINDI

1. (स्वर और व्यंजन) याद करो ।
2. मात्राओं की दोहराई , आ से ऊ तक मात्रा के 5 -5 शब्द अपनी 3 in 1 नोटबुक में लिखो ।
3. कहानी - लालची कुत्ता याद करें ।

Choose the correct blend to complete the word.



ed



eep



ub



ag




ock




us



ad



ip



ug



ove

pl

cl

sl

cl

pl

sl

cl

gl

gl

fl

Fill in the blanks with the letters given below to make new words:

oo

1. room

2. t_____l

3. p_____l

4. st_____l

5. br_____m

ang

1. bang

2. s_____

3. r_____

4. h_____

5. g_____

th

1. this

2. _____at

3. _____ese

4. _____ose

5. _____ere

wh

1. whip

2. _____en

3. _____ere

4. _____y

ing

1. sing

2. r_____

3. str_____

4. br_____

ch

1. chick

2. _____ain

3. _____alk

4. _____irp

MATHEMATICS

Add and Colour

Add then colour all the sums using the colour key below.

1 - Green

2 - Red

3 - Blue

4 - Yellow

5 - Orange

UNDER THE WAVES

$2 + 1 =$

$5 + 0 =$

$2 + 2 =$

$0 + 3 =$

$1 + 3 =$

$1 + 0 =$

$1 + 0 =$

$3 + 1 =$

$2 + 2 =$

$1 + 1 =$

$1 + 3 =$

$3 + 0 =$

$0 + 1 =$

$0 + 4 =$

$1 + 2 =$

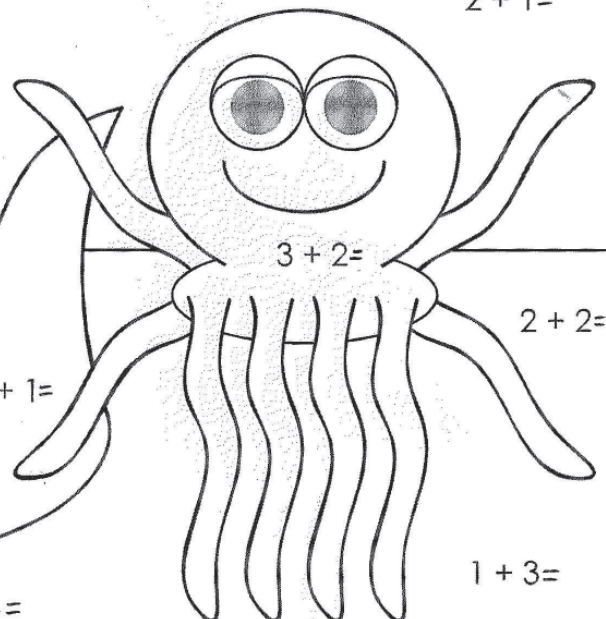
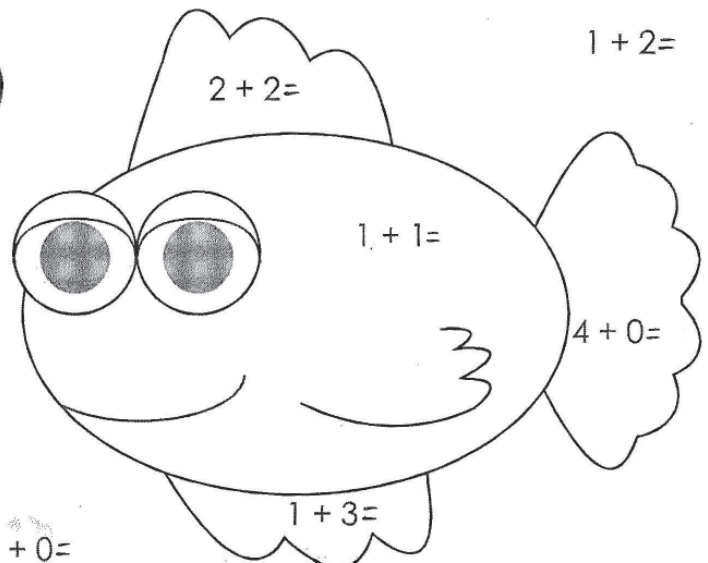
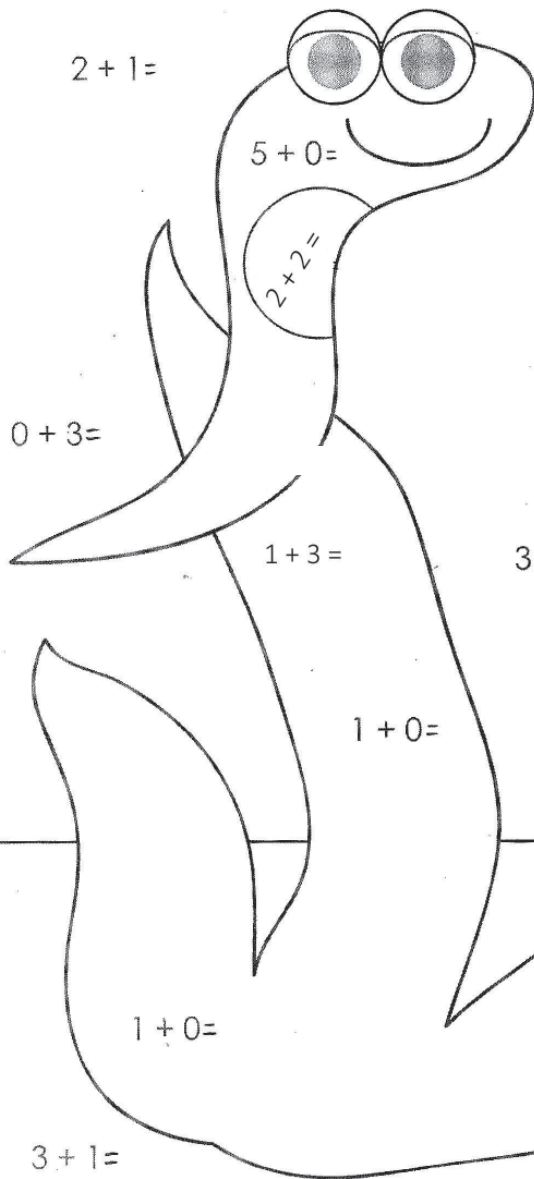
$4 + 0 =$

$2 + 1 =$

$3 + 2 =$


$2 + 2 =$















$1 + 3 =$



Number Names and Numerals

Count each object in the picture and write its numeral and number name. Colour the picture.




	<input type="text" value="4"/>	Four			<input type="text"/>	
	<input type="text"/>				<input type="text"/>	
	<input type="text"/>				<input type="text"/>	
	<input type="text"/>				<input type="text"/>	
	<input type="text"/>				<input type="text"/>	
	<input type="text"/>				<input type="text"/>	
	<input type="text"/>				<input type="text"/>	



(CLASS — I Holiday Homework: 2023-2024)

FUN WITH SHAPES

Count and Colour the Shapes



Count



Colour



आ की मात्रा लगाकर शब्द पूरे करो और
चित्र में रंग भरो।

गड़-गड़, गड़-गड़ ब दल अ य
ब दल अ य, जल भर ल य।
क ल क ल ब दल छ य
छम-छम, छम-छम जल बरस य।

